

SUPERBIKE FIM CEV REPSOL 2015 MOTORLAND ARAGON Race ((15 laps, 76,2 km.))

Classification

Rider	Nat	Team	Bike	Class	Laps	Total Time	Gap	Kph	Best Lap				
									Lap	Time Kph			
1	31	Carmelo MORALES GÓMEZ	SPA	YAMAHA LAGLISSE	YAMAHA	Michelin	15	28:57.763	-	157.8	6	1:54.689	159.4
2	7	Daniel RIVAS FERNANDEZ	SPA	BOXMOTOS.COM EASYRACE SBK TEAM	BMW	Michelin	15	29:01.268	+3.505	157.4	6	1:55.461	158.3
3	22	Ivan SILVA ALBEROLA	SPA	TEAM TARGOBANK MOTORSPORT	BMW	Michelin	15	29:05.351	+7.588	157.1	7	1:55.201	158.7
4	4	Robertino PIETRI CHIOSSONE	VEN	TEAM STRATOS	YAMAHA	Michelin	15	29:11.868	+14.105	156.5	10	1:55.671	158.0
5	23	Adrián BONASTRE ALBEROLA	SPA	BOXMOTOS.COM EASYRACE SBK TEAM	BMW	Michelin	15	29:14.340	+16.577	156.3	4	1:55.863	157.7
6	5	Eeki KUPARINEN KUPARINEN	FIN	MOTOMARKET RACING	BMW	Michelin PRI	15	29:17.369	+19.606	156.0	11	1:56.192	157.3
7	46	Pierre TEXIER	FRA	TEX RACING	KAWASAKI	Michelin PRI	15	29:18.800	+21.037	155.9	8	1:56.187	157.3
8	8	Jonathan HARDT	FRA	ECURIE BERGA	KAWASAKI	Michelin PRI	15	29:26.789	+29.026	155.2	6	1:56.774	156.5
9	89	Axel MAURIN	FRA	TEAM CMS	KAWASAKI	Michelin PRI	15	29:27.389	+29.626	155.1	14	1:56.881	156.4
10	95	Mashef AL NAIMI	QAT	QATAR RACING TEAM	KAWASAKI	Michelin PRI	15	29:30.860	+33.097	154.8	2	1:56.989	156.2
11	64	Raúl MARTÍNEZ ALARCÓN	SPA	ALBA RACING MOTOR SPORT	KAWASAKI	Michelin PRI	15	29:36.674	+38.911	154.3	6	1:57.472	155.6
12	6	Juan Eric GÓMEZ	FRA	JEG RACING	KAWASAKI	Michelin PRI	15	29:38.013	+40.250	154.2	4	1:57.480	155.6
13	11	Saeed AL SULAITI	QAT	QATAR RACING TEAM	KAWASAKI	Michelin PRI	15	29:39.710	+41.947	154.0	4	1:57.524	155.5
14	33	Niko MÁKINEN	FIN	TEAM STRATOS	YAMAHA	Michelin PRI	15	29:42.048	+44.285	153.8	6	1:57.755	155.2
15	43	Chris COTTON RUSSELL	CAN	JEG RACING S.L.U	KAWASAKI	Michelin PRI	15	29:44.420	+46.657	153.6	6	1:58.280	154.5
16	18	Lucas DE ULACIA DE LA SOTILLA	SPA	KAWASAKI PALMETO PL RACING	KAWASAKI	Michelin PRI	15	30:04.656	+1:06.893	151.9	6	1:58.513	154.2
17	58	Michael Møller PEDERSEN	DEN	H43 TEAM - TMP RACING SPORT	APRILIA	Michelin PRI	15	30:06.462	+1:08.699	151.8	12	1:59.326	153.2
18	77	Mickael MORIN	FRA	ECURIE BERGA	KAWASAKI	Michelin PRI	15	30:08.173	+1:10.410	151.6	12	1:59.484	153.0
19	75	Mika HÖGLUND	FIN	MOTOMARKET RACING TEAM	BMW	Michelin PRI	15	31:02.171	+2:04.408	147.2	11	2:02.812	148.8
20	66	Philippe LE GALLO	FRA	JEG RACING	DUCATI	Michelin PRI	14	29:34.175	1 Lap	144.2	8	2:04.256	147.1
Not classified:													
20	Juan Antonio ALONSO HERNANDEZ SPA ALONSO COMPETICION TEAM MORA ENI SUZUKI Michelin PRI 11 22:32.604 7 2:01.663 150.2												
65	Ole Bjorn PLASSEN NOR PLASSEN ROADRACING TEAM DUCATI Michelin PRI 1 8:54.576												

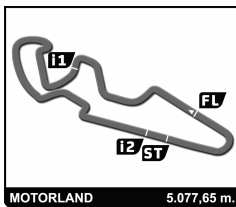
Pole Position	D. RIVAS FERNANDEZ	1:53.562	
Fastest Lap	Lap 6 Carmelo MORALES GÓMEZ	1:54.689	159.4 Kph

Published at:

Track Status: **DRY**

Race Director:	Timekeeper:





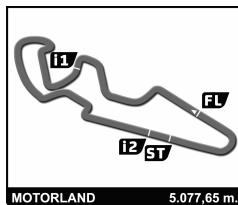
SUPERBIKE
FIM CEV REPSOL 2015 MOTORLAND ARAGON

Race

Lap Chart

		LAP															
Nr	Pos	Grid	1	2	3	4	5	6	7	8	9	10	11	12	13	14	15
7	1	7	7	7	7	7	31	31	31	31	31	31	31	31	31	31	31
31	2	31	22	22	31	31	7	7	7	7	7	7	7	7	7	7	7
22	3	22	5	31	22	22	22	22	22	22	22	22	22	22	22	22	22
4	4	4	31	23	23	23	23	23	23	23	23	23	23	23	4	4	4
23	5	23	5	5	5	5	5	5	4	4	4	4	4	4	23	23	23
5	6	5	95	95	95	46	46	4	5	5	5	5	5	5	5	5	5
95	7	95	89	89	46	95	4	46	46	46	46	46	46	46	46	46	46
46	8	46	6	46	89	4	95	95	95	95	95	95	8	8	8	8	8
8	9	8	6	4	89	89	89	89	89	89	8	95	95	89	89	89	89
65	10	65	4	8	6	6	8	8	8	8	8	89	89	89	95	95	95
89	11	89	46	4	8	8	6	6	6	6	64	64	64	64	64	64	64
64	12	64	11	11	11	11	11	64	64	64	6	6	6	6	6	6	6
6	13	6	64	64	64	64	11	11	11	11	11	11	11	11	11	11	11
33	14	33	43	43	43	43	33	33	33	33	33	33	33	33	33	33	33
11	15	11	33	33	33	33	43	43	43	43	43	43	43	43	43	43	43
18	16	18	58	58	58	77	77	77	77	58	58	18	18	18	18	18	18
43	17	43	77	77	77	58	58	58	58	77	18	58	58	58	58	58	58
58	18	58	18	20	18	18	18	18	18	18	77	77	77	77	77	77	77
77	19	77	20	75	20	20	20	20	20	20	20	20	20	75	75	75	75
20	20	20	75	18	75	75	75	75	75	75	75	75	75	66	66	66	66
66	21	66	66	66	66	66	66	66	66	66	66	66	66	66	66	66	66
75	22	75	65	65	65	65	65	65	65	65	65	65	65	65	65	65	65



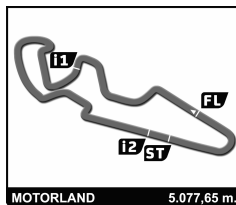


SUPERBIKE

FIM CEV REPSOL 2015 MOTORLAND ARAGON Race

Best Sector Times

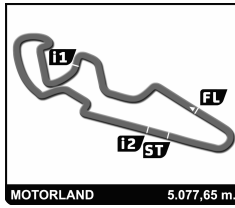
SECTOR 1			SECTOR 2			SECTOR 3			Pos	Rider	Ideal Lap	Best Lap
Pos	Rider	Time	Rider	Time	Rider	Time						
1	31 C.MORALES GÓMEZ	32.602	31 C.MORALES GÓMEZ	1:02.243	7 D.RIVAS FERNANDEZ	19.611	1	31 C.MORALES GÓMEZ	1'54.490	1:54.689	(1)	
2	22 I.SILVA ALBEROLA	32.952	22 I.SILVA ALBEROLA	1:02.286	31 C.MORALES GÓMEZ	19.645	2	22 I.SILVA ALBEROLA	1'55.020	1:55.201	(2)	
3	5 E.KUPARINEN KUPARINEN	33.053	7 D.RIVAS FERNANDEZ	1:02.490	4 R.PIETRI CHIOSSONE	19.687	3	7 D.RIVAS FERNANDEZ	1'55.168	1:55.461	(3)	
4	7 D.RIVAS FERNANDEZ	33.067	4 R.PIETRI CHIOSSONE	1:02.507	22 I.SILVA ALBEROLA	19.782	4	4 R.PIETRI CHIOSSONE	1'55.353	1:55.671	(4)	
5	23 A.BONASTRE ALBEROLA	33.091	23 A.BONASTRE ALBEROLA	1:02.870	23 A.BONASTRE ALBEROLA	19.789	5	23 A.BONASTRE ALBEROLA	1'55.750	1:55.863	(5)	
6	46 P.TEXIER	33.114	5 E.KUPARINEN KUPARINEN	1:02.901	46 P.TEXIER	19.790	6	5 E.KUPARINEN KUPARINEN	1'55.920	1:56.192	(7)	
7	4 R.PIETRI CHIOSSONE	33.159	46 P.TEXIER	1:03.088	8 J.HARDT	19.796	7	46 P.TEXIER	1'55.992	1:56.187	(6)	
8	64 R.MARTINEZ ALARCÓN	33.338	8 J.HARDT	1:03.337	95 M.AL NAIMI	19.819	8	8 J.HARDT	1'56.569	1:56.774	(8)	
9	8 J.HARDT	33.436	89 A.MAURIN	1:03.396	89 A.MAURIN	19.956	9	95 M.AL NAIMI	1'56.758	1:56.989	(10)	
10	95 M.AL NAIMI	33.471	95 M.AL NAIMI	1:03.468	5 E.KUPARINEN KUPARINEN	19.966	10	89 A.MAURIN	1'56.881	1:56.881	(9)	
11	89 A.MAURIN	33.529	11 S.AL SULAITI	1:03.478	64 R.MARTINEZ ALARCÓN	20.037	11	64 R.MARTINEZ ALARCÓN	1'56.928	1:57.472	(11)	
12	11 S.AL SULAITI	33.738	64 R.MARTINEZ ALARCÓN	1:03.553	6 J.GOMEZ	20.041	12	11 S.AL SULAITI	1'57.294	1:57.524	(13)	
13	33 N.MÄKINEN	33.757	6 J.GOMEZ	1:03.574	11 S.AL SULAITI	20.078	13	6 J.GOMEZ	1'57.388	1:57.480	(12)	
14	6 J.GOMEZ	33.773	33 N.MÄKINEN	1:03.577	18 L.DE ULACIA DE LA SOTILLA	20.099	14	33 N.MÄKINEN	1'57.613	1:57.755	(14)	
15	43 C.COTTON RUSSELL	33.875	43 C.COTTON RUSSELL	1:03.998	43 C.COTTON RUSSELL	20.178	15	43 C.COTTON RUSSELL	1'58.051	1:58.280	(15)	
16	18 L.DE ULACIA DE LA SOTILLA	33.919	18 L.DE ULACIA DE LA SOTILLA	1:04.161	58 M.PEDERSEN	20.272	16	18 L.DE ULACIA DE LA SOTILLA	1'58.179	1:58.513	(16)	
17	58 M.PEDERSEN	34.026	77 M.MORIN	1:04.643	33 N.MÄKINEN	20.279	17	58 M.PEDERSEN	1'59.052	1:59.326	(17)	
18	77 M.MORIN	34.264	58 M.PEDERSEN	1:04.754	77 M.MORIN	20.311	18	77 M.MORIN	1'59.218	1:59.484	(18)	
19	20 J.ALONSO HERNANDEZ	34.676	20 J.ALONSO HERNANDEZ	1:06.137	66 P.LE GALLO	20.689	19	20 J.ALONSO HERNANDEZ	2'01.502	2:01.663	(19)	
20	75 M.HÖGLUND	35.176	75 M.HÖGLUND	1:06.346	20 J.ALONSO HERNANDEZ	20.689	20	75 M.HÖGLUND	2'02.506	2:02.812	(20)	
21	66 P.LE GALLO	35.710	66 P.LE GALLO	1:07.445	75 M.HÖGLUND	20.984	21	66 P.LE GALLO	2'03.844	2:04.256	(21)	

**SUPERBIKE****FIM CEV REPSOL 2015 MOTORLAND ARAGON**

Race

Best Top Speeds

Rider	Team	PRI	Top 1		Top 2		Top 3		Top 4		Top 5		Avg
			Kph	Lap	Kph	Lap	Kph	Lap	Kph	Lap	Kph	Lap	
6 Juan Eric GOMEZ	JEG RACING	PRI	298.3	1	295.9	2	293.5	3	291.1	4	289.5	6	293,7
4 Robertino PIETRI CHIOSSONE	TEAM STRATOS		296.7	1	295.1	2	292.7	4	291.9	3	291.1	5	293,5
5 Eeki KUPARINEN	KUPARINENMOTOMARKET RACING	PRI	294.3	2	291.9	1	291.1	4	290.3	3	289.5	11	291,4
31 Carmelo MORALES GÓMEZ	YAMAHA LAGLISSE		293.5	1	293.5	4	291.1	2	288.8	3	288.0	13	291,0
95 Mashel AL NAIMI	QATAR RACING TEAM	PRI	292.7	4	290.3	1	289.5	2	289.5	7	289.5	5	290,3
89 Axel MAURIN	TEAM CMS	PRI	292.7	1	292.7	12	292.7	4	291.9	11	291.1	3	292,2
46 Pierre TEXIER	TEX RACING	PRI	291.9	1	286.5	3	285.7	2	280.5	4	280.5	6	285,0
18 Lucas DE ULACIA DE LA SOTIL	KAWASAKI PALMETO PL RACING	PRI	291.9	1	285.7	8	283.5	3	282.0	9	282.0	6	285,0
23 Adrián BONASTRE ALBEROLA	BOXMOTOS.COM EASYRACE SBK TEAM		291.1	1	288.0	13	286.5	2	286.5	3	286.5	4	287,7
22 Ivan SILVA ALBEROLA	TEAM TARGOBANK MOTORSPORT		289.5	5	288.8	7	288.0	1	288.0	4	288.0	6	288,5
8 Jonathan HARDT	ECURIE BERGA	PRI	289.5	3	285.7	4	285.7	6	285.0	8	284.2	1	286,0
64 Raúl MARTÍNEZ ALARCÓN	ALBA RACING MOTOR SPORT	PRI	288.8	1	288.8	3	287.2	2	286.5	4	286.5	5	287,6
11 Saeed AL SULAITI	QATAR RACING TEAM	PRI	288.8	1	286.5	3	286.5	6	285.7	7	285.0	4	286,5
7 Daniel RIVAS FERNANDEZ	BOXMOTOS.COM EASYRACE SBK TEAM		288.0	6	286.5	13	286.5	14	286.5	5	285.7	7	286,6
58 Michael Møller PEDERSEN	H43 TEAM - TMP RACING SPORT	PRI	287.2	1	284.2	12	281.2	3	281.2	14	280.5	2	282,9
43 Chris COTTON RUSSELL	JEG RACING S.L.U	PRI	286.5	1	284.2	2	282.7	3	282.7	5	281.2	4	283,5
77 Mickael MORIN	ECURIE BERGA	PRI	285.0	1	280.5	2	278.4	3	278.4	4	276.9	13	279,8
66 Philippe LE GALLO	JEG RACING	PRI	282.7	1	279.8	2	279.1	3	278.4	14	278.4	4	279,7
33 Niko MÄKINEN	TEAM STRATOS	PRI	282.7	3	282.7	4	282.0	1	282.0	2	279.1	14	281,7
75 Mika HÖGLUND	MOTOMARKET RACING TEAM	PRI	280.5	3	279.8	2	278.4	4	277.6	5	276.9	6	278,6
20 Juan Antonio ALONSO HERNANDEZ	ALONSO COMPETICION TEAM MORA ENI	PRI	274.1	1	272.7	2	272.7	3	271.4	6	270.7	5	272,3
65 Ole Bjorn PLASSEN	PLASSEN ROADRACING TEAM	PRI											

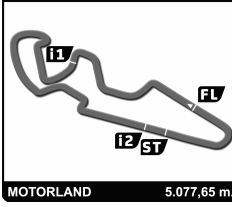


SUPERBIKE

FIM CEV REPSOL 2015 MOTORLAND ARAGON After Race

Event maximum speed

Rider	Team	Bike	Class	Top Speed	Lap	Session
6 Juan Eric GOMEZ	JEG RACING	KAWASAKI	PRI	298.3	1	Race
4 Roberto PIETRI CHIOSSONE	TEAM STRATOS	YAMAHA		296.7	1	Race
5 Eeki KUPARINEN KUPARINEN	MOTOMARKET RACING	BMW	PRI	296.7	1	Warm-up
22 Ivan SILVA ALBEROLA	TEAM TARGOBANK MOTORSPORT	BMW		295.9	17	Qualifying Practice 2
31 Carmelo MORALES GÓMEZ	YAMAHA LAGLISSE	YAMAHA		295.9	16	Qualifying Practice 2
89 Axel MAURIN	TEAM CMS	KAWASAKI	PRI	293.5	2	Qualifying Practice 2
95 Mashel AL NAIMI	QATAR RACING TEAM	KAWASAKI	PRI	293.5	7	Qualifying Practice 1
7 Daniel RIVAS FERNANDEZ	BOXMOTOS.COM EASYRACE SBK TEAM	BMW		292.7	7	Qualifying Practice 1
23 Adrián BONASTRE ALBEROLA	BOXMOTOS.COM EASYRACE SBK TEAM	BMW		292.7	3	Qualifying Practice 2
18 Lucas DE ULACIA DE LA SOTILLA	KAWASAKI PALMETO PL RACING	KAWASAKI	PRI	291.9	1	Race
46 Pierre TEXIER	TEX RACING	KAWASAKI	PRI	291.9	1	Race
1 Kenny NOYES	KAWASAKI PALMETO PL RACING	KAWASAKI		290.3	2	Qualifying Practice 1
8 Jonathan HARDT	ECURIE BERGA	KAWASAKI	PRI	289.5	3	Race
11 Saeed AL SULAITI	QATAR RACING TEAM	KAWASAKI	PRI	288.8	1	Race
64 Raúl MARTÍNEZ ALARCÓN	ALBA RACING MOTOR SPORT	KAWASAKI	PRI	288.8	1	Race
58 Michael Møller PEDERSEN	H43 TEAM - TMP RACING SPORT	APRILIA	PRI	287.2	1	Race
43 Chris COTTON RUSSELL	JEG RACING S.L.U	KAWASAKI	PRI	286.5	1	Race
33 Niko MÄKINEN	TEAM STRATOS	YAMAHA	PRI	285.0	5	Warm-up
77 Mickael MORIN	ECURIE BERGA	KAWASAKI	PRI	285.0	1	Race
65 Ole Bjorn PLASSEN	PLASSEN ROADRACING TEAM	DUCATI	PRI	283.5	11	Qualifying Practice 2
75 Mika HÖGLUND	MOTOMARKET RACING TEAM	BMW	PRI	283.5	3	Warm-up
66 Philippe LE GALLO	JEG RACING	DUCATI	PRI	282.7	6	Qualifying Practice 1
20 Juan Antonio ALONSO HERNANDEZ	ALONSO COMPETICION TEAM MORA ENI	SUZUKI	PRI	277.6	2	Warm-up



SUPERBIKE
FIM CEV REPSOL 2015 MOTORLAND ARAGON
Race

Leader Sequence

Nr	Rider	Team	Bike	Start	End	Laps	Total Laps
7	Daniel RIVAS FERNANDEZ	BOXMOTOS.COM EASYRACE SBK TEAM	BMW	1	4	4	4
31	Carmelo MORALES GÓMEZ	YAMAHA LAGLISSE	YAMAHA	5	15	11	11
PRI							
5	Eeki KUPARINEN KUPARINEN	MOTOMARKET RACING	BMW	1	15	15	15





FIM CEV REPSOL 2015

Moto3
WORLD CHAMPIONSHIP

Moto2
EUROPEAN CHAMPIONSHIP

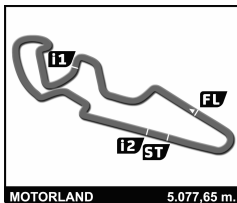
Superbike
EUROPEAN CHAMPIONSHIP

MotorLand Aragón · 4 - 5 July

rfme



DORNA



SUPERBIKE

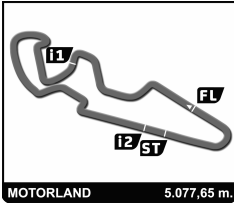
FIM CEV REPSOL 2015 MOTORLAND ARAGON

Race

Fastest Lap Sequence

Practice Time	Rider	Team	Bike	Class	Time	Kph	Lap
3:53.348	7 Daniel RIVAS FERNANDEZ	BOXMOTOS.COM EASYRACE SBK TEAM	BMW		1:55.514	158.2	2
3:53.789	22 Ivan SILVA ALBEROLA	TEAM TARGOBANK MOTORSPORT	BMW		1:55.439	158.3	2
3:54.426	31 Carmelo MORALES GÓMEZ	YAMAHA LAGLISSE	YAMAHA		1:54.710	159.3	2
11:34.923	31 Carmelo MORALES GÓMEZ	YAMAHA LAGLISSE	YAMAHA		1:54.689	159.4	6





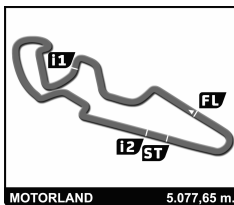
SUPERBIKE
FIM CEV REPSOL 2015 MOTORLAND ARAGON
Race

Analysis by lap

Lapped

Table with 15 columns: Nr, Lap Time, Gap, Nr, Lap Time, Gap, Nr, Lap Time, Gap, Nr, Lap Time, Gap, Nr, Lap Time, Gap. It contains data for 13 laps, with some rows highlighted in blue to indicate lapped riders.





SUPERBIKE

FIM CEV REPSOL 2015 MOTORLAND ARAGON

Race

Analysis by lap

Lapped

Nr	Lap Time	Gap	Nr	Lap Time	Gap	Nr	Lap Time	Gap	Nr	Lap Time	Gap	Nr	Lap Time	Gap
22	1:56.162	6.892	43	1:59.249	46.657									
4	1:56.337	15.088	18	1:59.082	1'06.893									
23	1:57.009	15.553	58	2:00.630	1'08.699									
5	1:57.303	19.248	77	2:00.037	1'10.410									
46	1:57.254	21.123	75	2:05.242	2'04.408									
8	1:57.073	28.825												
89	1:57.442	30.156												
95	1:58.039	30.372												
64	1:58.530	35.492												
6	1:58.332	37.695												
11	1:58.710	39.642												
33	1:58.664	41.311												
43	1:58.541	43.339												
18	1:59.595	1'03.201												
58	1:59.486	1'03.364												
77	2:00.168	1'05.084												
75	2:03.377	1'48.932												

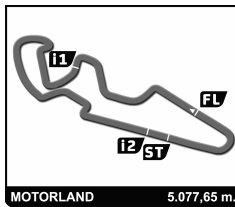
Lap 14

31	1:56.490	
7	1:56.181	4.638
22	1:57.400	7.802
4	1:56.586	15.184
23	1:57.484	16.547
5	1:57.433	20.191
46	1:57.207	21.840
66	2:19.566	1 Lap
8	1:57.245	29.580
89	1:56.881	30.547
95	1:58.599	32.481
64	1:58.498	37.500
6	1:58.215	39.420
11	1:58.442	41.594
33	1:58.110	42.931
43	1:58.700	45.549
18	1:59.241	1'05.952
58	1:59.336	1'06.210
77	1:59.920	1'08.514
75	2:04.865	1'57.307

Lap 15

31	1:58.141	
7	1:57.008	3.505
22	1:57.927	7.588
4	1:57.062	14.105
23	1:58.171	16.577
5	1:57.556	19.606
46	1:57.338	21.037
8	1:57.587	29.026
89	1:57.220	29.626
95	1:58.757	33.097
66	2:09.410	1 Lap
64	1:59.552	38.911
6	1:58.971	40.250
11	1:58.494	41.947
33	1:59.495	44.285





SUPERBIKE FIM CEV REPSOL 2015 MOTORLAND ARAGON

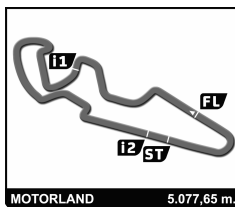
Race

Analysis

■ Personal Best ■ Session Best B Crossing the finish line in pit lane

Lap	Time	Sector 1	Sector 2	Sector 3	T. Spd	Elapsed	Lap	Time	Sector 1	Sector 2	Sector 3	T. Spd	Elapsed	
4	Robertino PIETRI CHIOSSONE VEN TEAM STRATOS YAMAHA							7	Daniel RIVAS FERNANDEZ SPA BOXMOTOS.COM EASYRACE SBK TEAI BMW					
1	2:02.324	38.107	1:04.353	19.864	296.7	2:02.324	1	1:57.834	35.350	1:02.714	19.770	284.2	1:57.834	
2	1:57.843	34.702	1:03.298	19.843	295.1	4:00.167	2	1:55.514	33.104	1:02.663	19.747	285.0	3:53.348	
3	1:57.164	33.835	1:03.628	19.701	291.9	5:57.331	3	1:55.682	33.140	1:02.842	19.700	285.7	5:49.030	
4	1:56.522	33.541	1:03.294	19.687	292.7	7:53.853	4	1:55.669	33.140	1:02.693	19.836	285.0	7:44.699	
5	1:56.087	33.308	1:03.042	19.737	291.1	9:49.940	5	1:55.658	33.557	1:02.490	19.611	286.5	9:40.357	
6	1:56.768	33.237	1:03.692	19.839	285.7	11:46.708	6	1:55.461	33.080	1:02.671	19.710	288.0	11:35.818	
7	1:55.950	33.277	1:02.835	19.838	285.7	13:42.658	7	1:55.501	33.220	1:02.613	19.668	285.7	13:31.319	
8	1:55.963	33.159	1:02.881	19.923	284.2	15:38.621	8	1:55.517	33.067	1:02.761	19.689	285.7	15:26.836	
9	1:56.004	33.241	1:02.957	19.806	285.0	17:34.625	9	1:56.223	33.339	1:03.040	19.844	282.7	17:23.059	
10	1:55.671	33.289	1:02.507	19.875	285.7	19:30.296	10	1:56.248	33.461	1:02.986	19.801	283.5	19:19.307	
11	1:55.723	33.297	1:02.600	19.826	288.8	21:26.019	11	1:56.339	33.306	1:03.173	19.860	283.5	21:15.646	
12	1:55.864	33.241	1:02.745	19.878	290.3	23:21.883	12	1:56.516	33.286	1:03.401	19.829	284.2	23:12.162	
13	1:56.337	33.617	1:02.846	19.874	287.2	25:18.220	13	1:55.917	33.196	1:03.028	19.693	286.5	25:08.079	
14	1:56.586	33.357	1:03.193	20.036	288.0	27:14.806	14	1:56.181	33.173	1:03.093	19.915	286.5	27:04.260	
15	1:57.062	33.508	1:03.313	20.241	285.7	29:11.868	15	1:57.008	33.401	1:03.488	20.119	284.2	29:01.268	
5	Eeki KUPARINEN KUPARINEN FIN MOTOMARKET RACING BMW							8	Jonathan HARDT FRA ECURIE BERGA KAWASAKI					
1	1:59.654	36.207	1:03.433	20.014	291.9	1:59.654	1	2:02.030	37.185	1:04.337	20.508	284.2	2:02.030	
2	1:57.113	33.728	1:03.407	19.978	294.3	3:56.767	2	1:57.876	34.163	1:03.821	19.892	283.5	3:59.906	
3	1:57.307	33.499	1:03.709	20.099	290.3	5:54.074	3	1:58.329	33.951	1:04.350	20.028	289.5	5:58.235	
4	1:57.812	33.702	1:03.705	20.405	291.1	7:51.886	4	1:57.536	33.966	1:03.617	19.953	285.7	7:55.771	
5	1:57.214	33.601	1:03.600	20.013	286.5	9:49.100	5	1:56.974	33.596	1:03.337	20.041	279.8	9:52.745	
6	1:57.004	33.524	1:03.411	20.069	289.5	11:46.104	6	1:56.774	33.595	1:03.383	19.796	285.7	11:49.519	
7	1:56.837	33.333	1:03.444	20.060	283.5	13:42.941	7	1:58.335	34.103	1:04.330	19.902	282.0	13:47.854	
8	1:56.441	33.248	1:03.121	20.072	289.5	15:39.382	8	1:57.129	33.570	1:03.517	20.042	285.0	15:44.983	
9	1:56.705	33.407	1:03.230	20.068	289.5	17:36.087	9	1:57.735	34.125	1:03.697	19.913	282.7	17:42.718	
10	1:56.270	33.403	1:02.901	19.966	288.0	19:32.357	10	1:57.541	33.787	1:03.596	20.158	276.2	19:40.259	
11	1:56.192	33.053	1:03.062	20.077	289.5	21:28.549	11	1:57.319	33.436	1:03.753	20.130	276.9	21:37.578	
12	1:56.528	33.206	1:03.188	20.134	286.5	23:25.077	12	1:57.306	33.464	1:03.800	20.042	276.9	23:34.884	
13	1:57.303	33.572	1:03.725	20.006	288.8	25:22.380	13	1:57.073	33.527	1:03.549	19.997	278.4	25:31.957	
14	1:57.433	33.575	1:03.760	20.098	288.8	27:19.813	14	1:57.245	33.507	1:03.677	20.061	278.4	27:29.202	
15	1:57.556	33.725	1:03.650	20.181	288.0	29:17.369	15	1:57.587	33.575	1:03.890	20.122	277.6	29:26.789	
6	Juan Eric GOMEZ FRA JEG RACING KAWASAKI							11	Saeed AL SULAITI QAT QATAR RACING TEAM KAWASAKI					
1	2:01.939	37.629	1:04.134	20.176	298.3	2:01.939	1	2:02.934	38.404	1:04.407	20.123	288.8	2:02.934	
2	1:57.742	33.883	1:03.746	20.113	295.9	3:59.681	2	1:57.577	33.864	1:03.478	20.235	282.7	4:00.511	
3	1:58.494	33.909	1:04.444	20.141	293.5	5:58.175	3	1:58.240	33.899	1:04.117	20.224	286.5	5:58.751	
4	1:57.480	33.790	1:03.574	20.116	291.1	7:55.655	4	1:57.524	33.786	1:03.660	20.078	285.0	7:56.275	
5	1:58.164	34.138	1:03.792	20.234	289.5	9:53.819	5	1:58.105	33.898	1:03.773	20.434	283.5	9:54.380	
6	1:57.745	33.773	1:03.931	20.041	289.5	11:51.564	6	1:57.969	33.812	1:03.925	20.232	286.5	11:52.349	
7	1:57.933	33.891	1:03.949	20.093	288.8	13:49.497	7	1:57.755	33.738	1:03.828	20.189	285.7	13:50.104	
8	1:58.245	33.807	1:04.226	20.212	285.7	15:47.742	8	1:58.353	33.853	1:04.191	20.309	282.0	15:48.457	
9	1:58.931	33.875	1:04.772	20.284	288.8	17:46.673	9	1:58.626	33.939	1:04.324	20.363	280.5	17:47.083	
10	1:58.591	34.126	1:04.277	20.188	286.5	19:45.264	10	1:59.309	33.951	1:04.926	20.432	276.9	19:46.392	
11	1:58.742	34.240	1:04.131	20.371	287.2	21:44.006	11	1:58.646	34.117	1:04.042	20.487	279.8	21:45.038	
12	1:58.489	34.086	1:04.169	20.234	288.0	23:42.495	12	1:59.026	34.169	1:04.257	20.600	278.4	23:44.064	
13	1:58.332	33.812	1:04.236	20.284	287.2	25:40.827	13	1:58.710	33.989	1:04.248	20.473	278.4	25:42.774	
14	1:58.215	33.917	1:04.080	20.218	288.8	27:39.042	14	1:58.442	34.046	1:04.064	20.332	280.5	27:41.216	
15	1:58.971	33.869	1:04.518	20.584	287.2	29:38.013	15	1:58.494	33.887	1:04.148	20.459	280.5	29:39.710	





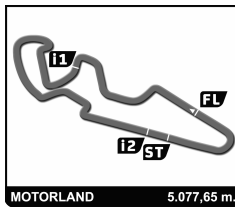
SUPERBIKE FIM CEV REPSOL 2015 MOTORLAND ARAGON

Race

Analysis

Lap	Time	Sector 1	Sector 2	Sector 3	T. Spd	Elapsed	Lap	Time	Sector 1	Sector 2	Sector 3	T. Spd	Elapsed
18 Lucas DE ULACIA DE LA SOTILLA SPA KAWASAKI PALMETO PL RACING KAWASAKI							4	1:55.863	33.091	1:02.978	19.794	286.5	7:47.941
1	2:06.975	39.429	1:05.537	22.009	291.9	2:06.975	5	1:55.874	33.093	1:02.992	19.789	283.5	9:43.815
2	2:06.532	34.133	1:12.300	20.099	281.2	4:13.507	6	1:56.418	33.251	1:03.315	19.852	285.0	11:40.233
3	1:59.620	34.529	1:04.854	20.237	283.5	6:13.127	7	1:56.382	33.405	1:03.083	19.894	284.2	13:36.615
4	1:58.932	33.919	1:04.702	20.311	281.2	8:12.059	8	1:57.075	33.533	1:03.603	19.939	281.2	15:33.690
5	1:59.533	34.268	1:04.735	20.530	279.8	10:11.592	9	1:56.940	33.571	1:03.468	19.901	282.7	17:30.630
6	1:58.513	34.022	1:04.161	20.330	282.0	12:10.105	10	1:56.923	33.524	1:03.491	19.908	282.7	19:27.553
7	1:59.134	34.016	1:04.791	20.327	280.5	14:09.239	11	1:57.362	33.400	1:04.021	19.941	282.0	21:24.915
8	1:59.168	34.003	1:04.552	20.613	285.7	16:08.407	12	1:56.761	33.414	1:03.386	19.961	282.0	23:21.676
9	1:59.765	34.590	1:04.780	20.395	282.0	18:08.172	13	1:57.009	33.489	1:03.542	19.978	288.0	25:18.685
10	1:59.318	34.046	1:04.814	20.458	278.4	20:07.490	14	1:57.484	33.731	1:03.655	20.098	284.2	27:16.169
11	1:59.805	34.377	1:04.952	20.476	278.4	22:07.295	15	1:58.171	33.872	1:03.993	20.306	282.7	29:14.340
12	1:59.443	34.380	1:04.750	20.313	280.5	24:06.738							
13	1:59.595	34.088	1:05.062	20.445	279.8	26:06.333	31 Carmelo MORALES GÓMEZ SPA YAMAHA LAGLISSE YAMAHA						
14	1:59.241	34.200	1:04.765	20.276	279.8	28:05.574	1	1:59.716	36.966	1:03.016	19.734	293.5	1:59.716
15	1:59.082	34.129	1:04.492	20.461	278.4	30:04.656	2	1:54.710	32.723	1:02.256	19.731	291.1	3:54.426
							3	1:55.091	32.779	1:02.667	19.645	288.8	5:49.517
							4	1:55.324	32.877	1:02.660	19.787	293.5	7:44.841
							5	1:55.393	33.167	1:02.405	19.821	285.7	9:40.234
							6	1:54.689	32.602	1:02.292	19.795	286.5	11:34.923
							7	1:54.800	32.705	1:02.243	19.852	286.5	13:29.723
							8	1:55.213	32.728	1:02.639	19.846	283.5	15:24.936
							9	1:55.069	32.826	1:02.381	19.862	283.5	17:20.005
							10	1:55.361	32.948	1:02.571	19.842	282.7	19:15.366
							11	1:55.650	33.056	1:02.593	20.001	285.7	21:11.016
							12	1:55.729	33.125	1:02.668	19.936	285.0	23:06.745
							13	1:56.387	33.369	1:02.796	20.222	288.0	25:03.132
							14	1:56.490	33.300	1:03.169	20.021	286.5	26:59.622
							15	1:58.141	33.306	1:03.844	20.991	282.0	28:57.763
							33 Niko MÄKINEN FIN TEAM STRATOS YAMAHA						
							1	2:05.158	39.274	1:05.414	20.470	282.0	2:05.158
							2	1:58.290	33.999	1:03.954	20.337	282.0	4:03.448
							3	1:58.150	34.008	1:03.863	20.279	282.7	6:01.598
							4	1:58.447	33.992	1:04.114	20.341	282.7	8:00.045
							5	1:58.485	34.034	1:03.985	20.466	276.2	9:58.530
							6	1:57.755	33.842	1:03.577	20.336	278.4	11:56.285
							7	1:57.981	33.773	1:03.830	20.378	277.6	13:54.266
							8	1:58.268	33.770	1:03.960	20.538	274.8	15:52.534
							9	1:58.212	33.888	1:03.841	20.483	274.1	17:50.746
							10	1:58.268	33.893	1:03.987	20.388	275.5	19:49.014
							11	1:58.457	34.016	1:04.008	20.433	276.9	21:47.471
							12	1:58.308	33.989	1:03.903	20.416	276.9	23:45.779
							13	1:58.664	33.981	1:04.122	20.561	278.4	25:44.443
							14	1:58.110	33.986	1:03.731	20.393	279.1	27:42.553
							15	1:59.495	33.757	1:04.770	20.968	272.7	29:42.048
							43 Chris COTTON RUSSELL CAN JEG RACING S.L.U. KAWASAKI						
							1	2:04.016	38.941	1:04.878	20.197	286.5	2:04.016
							2	1:58.317	33.921	1:04.218	20.178	284.2	4:02.333
							3	1:58.859	34.025	1:04.544	20.290	282.7	6:01.192
							4	1:58.694	34.109	1:04.259	20.326	281.2	7:59.886
							5	1:58.936	34.237	1:04.426	20.273	282.7	9:58.822
20 Juan Antonio ALONSO HERNANDEZ SPA ALONSO COMPETICION TEAM MORA E SUZUKI													
1	2:07.825	39.706	1:07.284	20.835	274.1	2:07.825							
2	2:02.846	34.915	1:06.936	20.995	272.7	4:10.671							
3	2:03.052	35.094	1:06.891	21.067	272.7	6:13.723							
4	2:02.917	34.989	1:06.834	21.094	270.0	8:16.640							
5	2:02.224	34.877	1:06.471	20.876	270.7	10:18.864							
6	2:01.951	34.896	1:06.280	20.775	271.4	12:20.815							
7	2:01.663	34.837	1:06.137	20.689	270.0	14:22.478							
8	2:01.856	34.722	1:06.205	20.929	270.0	16:24.334							
9	2:01.951	34.687	1:06.412	20.852	268.0	18:26.285							
10	2:04.263	36.953	1:06.271	21.039	269.3	20:30.548							
11	2:02.056	34.846	1:06.416	20.794	269.3	22:32.604							
22 Ivan SILVA ALBEROLA SPA TEAM TARGOBANK MOTORSPORT BMW													
1	1:58.350	35.890	1:02.622	19.838	288.0	1:58.350							
2	1:55.439	33.022	1:02.466	19.951	286.5	3:53.789							
3	1:55.929	33.042	1:02.971	19.916	285.7	5:49.718							
4	1:55.779	33.473	1:02.524	19.782	288.0	7:45.497							
5	1:55.303	33.113	1:02.400	19.790	289.5	9:40.800							
6	1:55.801	32.952	1:03.032	19.817	288.0	11:36.601							
7	1:55.201	33.104	1:02.286	19.811	288.8	13:31.802							
8	1:55.722	33.022	1:02.702	19.998	287.2	15:27.524							
9	1:58.121	34.882	1:03.367	19.872	282.7	17:25.645							
10	1:56.332	33.254	1:02.851	20.227	283.5	19:21.977							
11	1:55.743	33.257	1:02.618	19.868	285.0	21:17.720							
12	1:56.142	33.196	1:03.056	19.890	285.0	23:13.862							
13	1:56.162	33.307	1:02.971	19.884	285.0	25:10.024							
14	1:57.400	33.855	1:03.386	20.159	285.0	27:07.424							
15	1:57.927	33.682	1:03.779	20.466	279.1	29:05.351							
23 Adrián BONASTRE ALBEROLA SPA BOXMOTOS.COM EASYRACE SBK TEAM BMW													
1	1:59.830	36.761	1:03.166	19.903	291.1	1:59.830							
2	1:56.307	33.310	1:03.159	19.838	286.5	3:56.137							
3	1:55.941	33.275	1:02.870	19.796	286.5	5:52.078							





SUPERBIKE FIM CEV REPSOL 2015 MOTORLAND ARAGON

Race

Analysis

Personal Best Session Best B Crossing the finish line in pit lane

Table with 15 columns: Lap, Time, Sector 1, Sector 2, Sector 3, T. Spd, Elapsed. Rows 6-15 showing race data for various riders.

Rider profile for Pierre TEXIER (46), FRA, KAWASAKI. Includes lap times and sector data.

Rider profile for Michael Møller PEDERSEN (58), DEN, APRILIA. Includes lap times and sector data.

Rider profile for Raúl MARTÍNEZ ALARCÓN (64), SPA, KAWASAKI. Includes lap times and sector data.

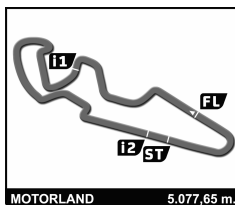
Rider profile for Ole Bjorn PLASSEN (65), NOR, DUCATI. Includes lap times and sector data.

Rider profile for Philippe LE GALLO (66), FRA, DUCATI. Includes lap times and sector data.

Rider profile for Mika HÖGLUND (75), FIN, BMW. Includes lap times and sector data.

Rider profile for Mickael MORIN (77), FRA, KAWASAKI. Includes lap times and sector data.





SUPERBIKE FIM CEV REPSOL 2015 MOTORLAND ARAGON Race

Analysis

■ Personal Best ■ Session Best B Crossing the finish line in pit lane

Lap	Time	Sector 1	Sector 2	Sector 3	T. Spd	Elapsed	Lap	Time	Sector 1	Sector 2	Sector 3	T. Spd	Elapsed
7	2:00.145	34.500	1:04.870	20.775	271.4	14:07.724							
8	2:00.497	34.673	1:05.003	20.821	270.0	16:08.221							
9	2:00.736	34.540	1:05.526	20.670	274.1	18:08.957							
10	2:00.081	34.381	1:04.999	20.701	273.4	20:09.038							
11	1:59.526	34.394	1:04.643	20.489	274.1	22:08.564							
12	1:59.484	34.264	1:04.649	20.571	274.8	24:08.048							
13	2:00.168	34.552	1:05.004	20.612	276.9	26:08.216							
14	1:59.920	34.475	1:04.789	20.656	274.8	28:08.136							
15	2:00.037	34.347	1:04.995	20.695	274.8	30:08.173							

89	Axel MAURIN	FRA				
	TEAM CMS	KAWASAKI				
1	2:01.593	37.405	1:04.200	19.988	292.7	2:01.593
2	1:57.469	33.693	1:03.631	20.145	291.1	3:59.062
3	1:57.820	34.017	1:03.533	20.270	291.1	5:56.882
4	1:57.562	33.811	1:03.550	20.201	292.7	7:54.444
5	1:57.306	33.653	1:03.474	20.179	288.8	9:51.750
6	1:57.736	34.037	1:03.562	20.137	289.5	11:49.486
7	1:57.744	33.922	1:03.554	20.268	287.2	13:47.230
8	1:57.638	33.789	1:03.765	20.084	286.5	15:44.868
9	1:57.779	33.987	1:03.722	20.070	285.0	17:42.647
10	1:58.086	33.747	1:04.185	20.154	288.0	19:40.733
11	1:57.657	33.703	1:03.831	20.123	291.9	21:38.390
12	1:57.456	33.633	1:03.734	20.089	292.7	23:35.846
13	1:57.442	33.749	1:03.638	20.055	289.5	25:33.288
14	1:56.881	33.529	1:03.396	19.956	290.3	27:30.169
15	1:57.220	33.556	1:03.631	20.033	288.0	29:27.389

95	Mashel AL NAIMI	QAT				
	QATAR RACING TEAM	KAWASAKI				
1	2:00.717	36.497	1:04.224	19.996	290.3	2:00.717
2	1:56.989	33.562	1:03.489	19.938	289.5	3:57.706
3	1:57.921	33.619	1:04.183	20.119	288.0	5:55.627
4	1:57.748	33.837	1:04.021	19.890	292.7	7:53.375
5	1:57.108	33.471	1:03.818	19.819	289.5	9:50.483
6	1:57.003	33.531	1:03.599	19.873	287.2	11:47.486
7	1:57.132	33.725	1:03.468	19.939	289.5	13:44.618
8	1:57.686	33.897	1:03.878	19.911	285.7	15:42.304
9	1:58.351	33.854	1:04.342	20.155	283.5	17:40.655
10	1:58.150	34.044	1:04.149	19.957	282.7	19:38.805
11	1:59.158	34.143	1:04.815	20.200	288.8	21:37.963
12	1:57.502	33.699	1:03.811	19.992	287.2	23:35.465
13	1:58.039	33.779	1:03.881	20.379	288.0	25:33.504
14	1:58.599	33.754	1:04.747	20.098	288.0	27:32.103
15	1:58.757	34.036	1:04.678	20.043	286.5	29:30.860

